

What's New in EFI Metrix 2018.1

September 2018

**Copyright** © 2004 - 2018 by Electronics for Imaging, Inc. All Rights Reserved.

EFI Metrix 2018.1 | *What's New*

October 2018 Version 2018.1

Document Version 1

This publication is protected by copyright, and all rights are reserved. No part of it may be reproduced or transmitted in any form or by any means for any purpose without express prior written consent from Electronics for Imaging, Inc. Information in this document is subject to change without notice and does not represent a commitment on the part of Electronics for Imaging, Inc.

### Patents

This product may be covered by one or more of the following U.S. Patents: 4,716,978, 4,828,056, 4,917,488, 4,941,038, 5,109,241, 5,170,182, 5,212,546, 5,260,878, 5,276,490, 5,278,599, 5,335,040, 5,343,311, 5,398,107, 5,424,754, 5,442,429, 5,459,560, 5,467,446, 5,506,946, 5,517,334, 5,537,516, 5,543,940, 5,553,200, 5,563,689, 5,565,960, 5,583,623, 5,596,416, 5,615,314, 5,619,624, 5,625,712, 5,640,228, 5,666,436, 5,745,657, 5,760,913, 5,799,232, 5,818,645, 5,835,788, 5,859,711, 5,867,179, 5,940,186, 5,959,867, 5,970,174, 5,982,937, 5,995,724, 6,002,795, 6,025,922, 6,035,103, 6,041,200, 6,065,041, 6,112,665, 6,116,707, 6,122,407, 6,134,018, 6,141,120, 6,166,821, 6,173,286, 6,185,335, 6,201,614, 6,215,562, 6,219,155, 6,219,659, 6,222,641, 6,224,048, 6,225,974, 6,226,419, 6,238,105, 6,239,895, 6,256,108, 6,269,190, 6,271,937, 6,278,901, 6,279,009, 6,289,122, 6,292,270, 6,299,063, 6,310,697, 6,321,133, 6,327,047, 6,327,050, 6,327,052, 6,330,071, 6,330,363, 6,331,899, 6,340,975, 6,341,017, 6,341,018, 6,341,307, 6,347,256, 6,348,978, 6,356,359, 6,366,918, 6,369,895, 6,381,036, 6,400,443, 6,429,949, 6,449,393, 6,476,927, 6,490,696, 6,501,565, 6,519,053, 6,539,323, 6,543,871, 6,546,364, 6,549,294, 6,549,300, 6,550,991, 6,552,815, 6,559,958, 6,572,293, 6,590,676, 6,606,165, 6,633,396, 6,636,326, 6,643,317, 6,647,149, 6,657,741, 6,662,199, 6,678,068, 6,707,563, 6,741,262, 6,748,471, 6,753,845, 6,757,436, 6,757,440, 6,778,700, 6,781,596, 6,816,276, 6,825,943, 6,832,865, 6,836,342, RE33,973, RE36,947, D341,131, D406,117, D416,550, D417,864, D419,185, D426,206, D439,851, D444,793.

### Trademarks

The APPS logo, AutoCal, Auto-Count, Balance, Best, the Best logo, BESTColor, BioVu, BioWare, ColorPASS, Colorproof, ColorWise, Command WorkStation, CopyNet, Cretachrom, Cretaprint, the Cretaprint logo, Cretaprinter, Cretaroller, DockNet, Digital StoreFront, DirectSmile, DocBuilder, DocBuilder Pro, DocStream, DSFdesign Studio, Dynamic Wedge, EDOX, EFI, the EFI logo, Electronics For Imaging, Entrac, EPCount, EPPhoto, EPRegister, EPStatus, Estimate, ExpressPay, Fabrivu, Fast-4, Fiery, the Fiery logo, Fiery Driven, the Fiery Driven logo, Fiery JobFlow, Fiery JobMaster, Fiery Link, Fiery Prints, the Fiery Prints logo, Fiery Spark, FreeForm, Hagen, Inkintensity, Inkware, Jetrion, the Jetrion logo, LapNet, Logic, MiniNet, Monarch, MicroPress, OneFlow, Pace, PhotoXposure, PressVu, Printcafe, PrinterSite, PrintFlow, PrintMe, the PrintMe logo, PrintSmith, PrintSmith Site, Printstream, Print to Win, Prograph, PSI, PSI Flexo, Radius, Rastek, the Rastek logo, Remoteproof, RIPChips, RIP-While-Print, Screenproof, SendMe, Sincolor, Splash, Spot-On, TrackNet, UltraPress, UltraTex, UltraVu, UV Series 50, VisualCal, VUTEK, the VUTEK logo, and WebTools are trademarks of Electronics For Imaging, Inc. and/or its wholly owned subsidiaries in the U.S. and/or certain other countries.

All other terms and product names may be trademarks or registered trademarks of their respective owners, and are hereby acknowledged.

# Table of Contents

- Introduction.....4**
- Contact Information ..... 4**
- What's New in EFI Metrix 2018.1 .....5**
- eFlow Upgrade..... 5**
- Metrix Initial Setup ..... 5**
- Enhanced Auto Plan Algorithms ..... 5**
- Grainless Stocks ..... 6**
- Sheet Grain Shown in Standards Manager ..... 6**
- Shared Preview Cache Folder ..... 6**
- Java 8 ..... 7**
- Vertical Press Gutters / Press Guide Allowance ..... 7**
- PDF Sheet Bleed Margin ..... 8**
- Support Archive ..... 9**



## Introduction

EFI Metrix is an industry-leading job planning engine that transforms big data into actionable data in the most proven end-to-end integrated solution with a holistic view into manufacturing. With over 1,200 Metrix users in 25 countries and 11 years of continuous, aggressive development, Metrix is recognized as the de facto industry standard for dynamic, intelligent production planning and automated imposition.

### The Complete Planning and Imposition Solution

The EFI Metrix solution stores your presses, finishing equipment, stock, folds, users' logins and permissions, along with your manufacturing standards. Centralizing this information ensures uniformity, efficiency, and ultimately error-free planning and imposition across your entire organization. The EFI Metrix solution automatically and dynamically determines how many press sheets you need, the optimum layout for each press sheet, and even figures out for you the most cost-effective printing method, press, and sheet size.

## Contact Information

### EFI Support

<b>Web Site:</b>	<a href="https://customer.efi.com/support">https://customer.efi.com/support</a>
<b>US Phone:</b>	1.855.EFI.4HLP
<b>UK Phone:</b>	+44 (0) 800.783.2737
<b>EU Phone:</b>	+49.2102.745.4500
<b>E-Mail:</b>	<a href="mailto:metrix.support@efi.com">metrix.support@efi.com</a>

Regular Service Desk hours are 8:00 AM to 5:00 PM Eastern Time, Monday–Friday. Metrix Support hours are 9:00 AM to 5:30 PM Pacific Time, Monday–Friday. Outside of these hours, you may leave a voice mail message and an on-call support representative will be paged. Response time is based on the severity of the issue.

**Note** For problems involving infrastructure (i.e., computers, networks, operating systems, backup software, printers, third-party software, etc.), contact the appropriate vendor. EFI cannot support these types of issues.

### EFI Professional Services

<b>US Phone:</b>	(651) 365-5321
<b>US Fax:</b>	(651) 365-5334
<b>E-Mail:</b>	<a href="mailto:ProfessionalServicesOperations@efi.com">ProfessionalServicesOperations@efi.com</a>

**Note** EFI Professional Services can help you perform EFI software installations, upgrades, and updates. This group can also help you implement, customize, and optimize your EFI software plus offer a range of training options.

## What's New in EFI Metrix 2018.1

This guide will introduce you to the new features and enhancements added to Metrix since the release of v. 2018.1.

### eFlow Upgrade

Metrix 2018.1 requires a new version of the eFlow License Manager.

**Note** You must completely uninstall the previous version of the eFlow License Manager before installing the new version, 6.0.60101.34.

#### 1. Uninstall eFlow

##### Windows

1. On the eFlow License Manager Control Panel click **Stop**.

**Note** You can also stop eFlow from the Services utility following these steps:

- (1) Click **Windows > Start**.
- (2) In the **Search programs and files** field enter **Services.msc**.
- (3) Right-click the **eFlow LIM** service and select **Stop**.

2. Open the Windows Control Panel, click the **Uninstall a program** link, and uninstall eFlow.
3. Delete the **C:\eFlow** folder.

##### Mac

1. On the eFlow License Manager Control Panel, click **Stop**.
2. Delete the **/Applications/eFlow** folder and empty the Trash.

#### 2. Install the new eFlow License Manager

Install eFlow 6.0.60101 and activate.

**Note** For complete instructions see the *EFI Metrix 2018.1 Installation Guide*.

### Metrix Initial Setup

The Metrix Initial Setup process was changed to facilitate configuring Metrix to use SQL servers.

**Note** For complete instructions see the *EFI Metrix 2018.1 Installation Guide*.

### Enhanced Auto Plan Algorithms

Metrix 2018.1 uses improved algorithms for Auto Plan and Auto Layout. These algorithms provide better sheet utilization and layouts with fewer cuts. In many scenarios, results are returned more quickly than in Metrix 2017.3.

The new algorithms are **NOT** used when:

- Not all products have the same bleed
- Any components have negative bleeds
- Any bound components appear on the sheet
- There is more than one Product Group Priority (there can be multiple Product Groups, but all must have the same Priority for Auto Layout)
- Any component has a grain direction that is not "Either"
- Any component has offcuts

## Grainless Stocks

Metrix 2018.1 introduces support for stocks or substrates that have no grain. When products are planned on stock that has no grain, they are planned the same as when **Either** is selected.

### To set up and use stocks with no grain

1. Select **Database > Stocks**.
2. Click **New** in the upper portion of the window to create a new stock.
3. From the **No Grain** menu, select **True**.

**Note** In the New Product wizard, the Stock window now appears before the Grain screen. When you select a stock with no grain, **Either** is selected by default on the Stock Grain window and all other grain options are disabled. Grain is also uneditable in the Product Properties.

## Sheet Grain Shown in Standards Manager

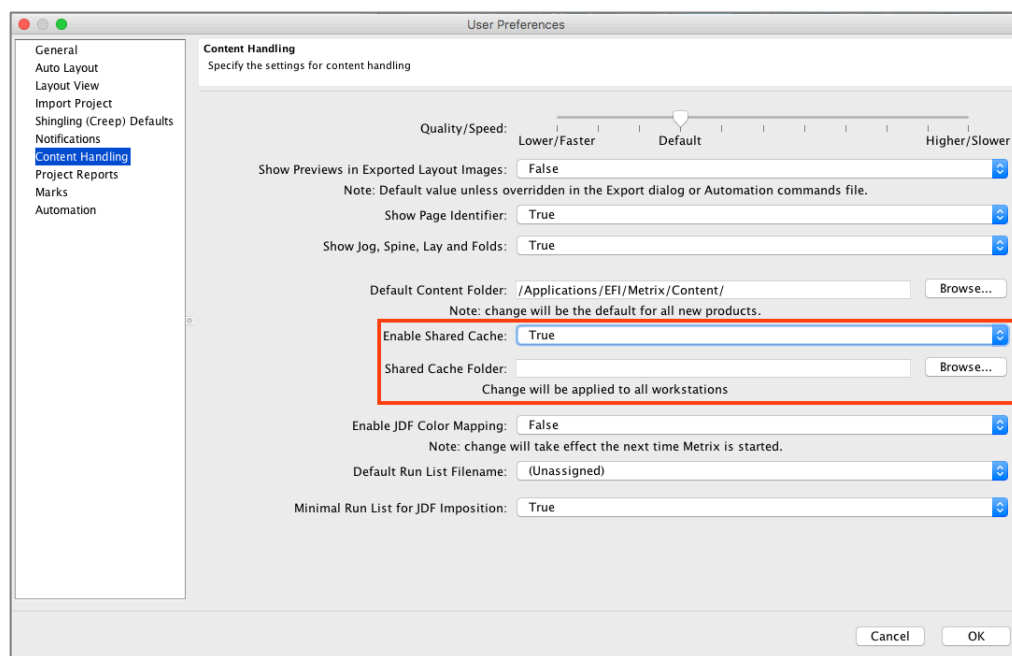
The Standards Manager now shows the grain direction for a standard selected sheet, along with a filter.

## Shared Preview Cache Folder

Metrix 2018.1 allows you to place the PreviewCache folder on a shared network drive so it can be accessed by multiple installations of Metrix. This allows all users to access previews more quickly.

### To set up and use a Shared Preview Cache folder

1. Move or create a **PreviewCache** folder in the shared location.
2. In the User Preferences > Content Handling window, set **Enabled Shared Cache** to **True**.
3. Click the **Browse...** button next to **Shared Cache Folder**.
4. Browse to the shared **PreviewCache** folder, select it, and then click **Open**.
5. In the User Preferences window, click **OK** to apply the change.

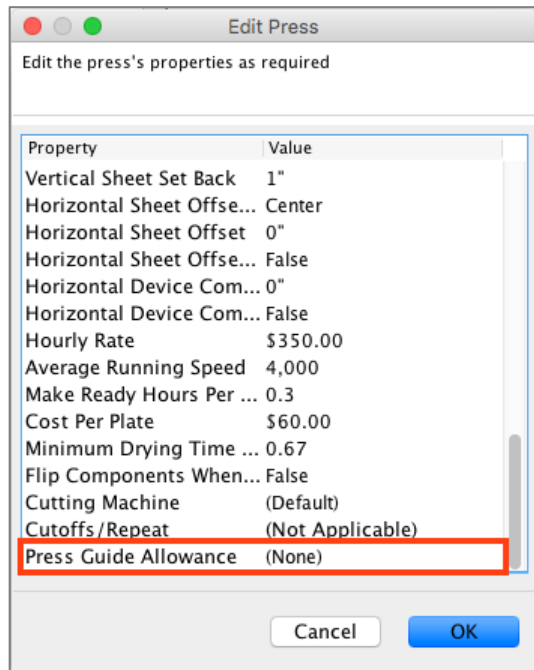


## Java 8

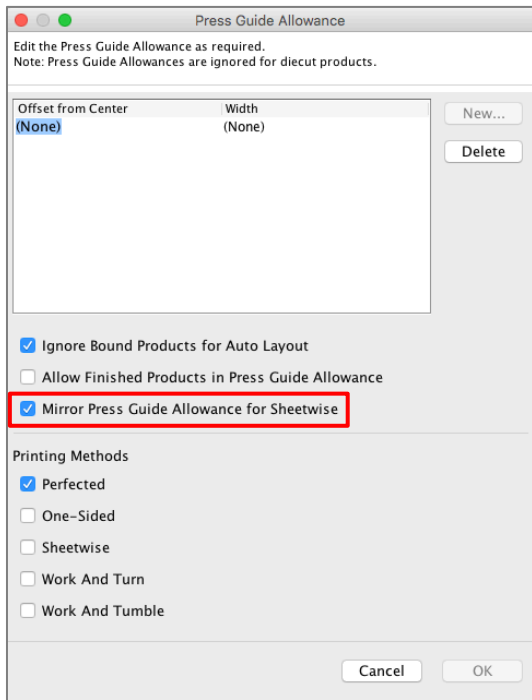
Metrix 2018.1 uses Java 8, which is now bundled with Metrix on Mac and Windows. Metrix uses this internal version of Java instead of the version installed on the computer.

## Vertical Press Gutters / Press Guide Allowance

**Property name change:** To reduce confusion, Metrix now uses the term “Press Guide Allowance” instead of “Vertical Press Gutters” or “Gutters.”

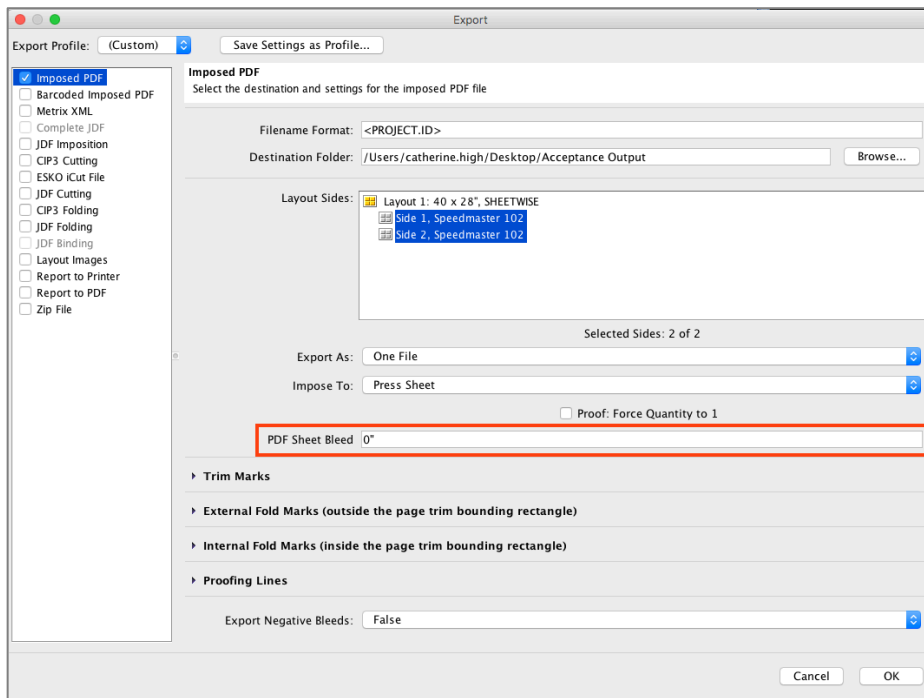


**New Mirror Press Guide Allowance for Sheetwise setting:** This setting is used when printing with a Sheetwise printing method with just one pass through the press, using the same lead edge.



## PDF Sheet Bleed Margin

Metrix 2018.1 now allows you to specify a PDF Sheet Bleed margin when exporting Imposed PDF, Barcoded Imposed PDF, and JDF. This bleed margin setting is in the Export window; it adds the specified margin to the mediabox all around the sheet, and sets the trimbox to the exact sheet size. This ensures that marks can bleed off the edge of the sheet.



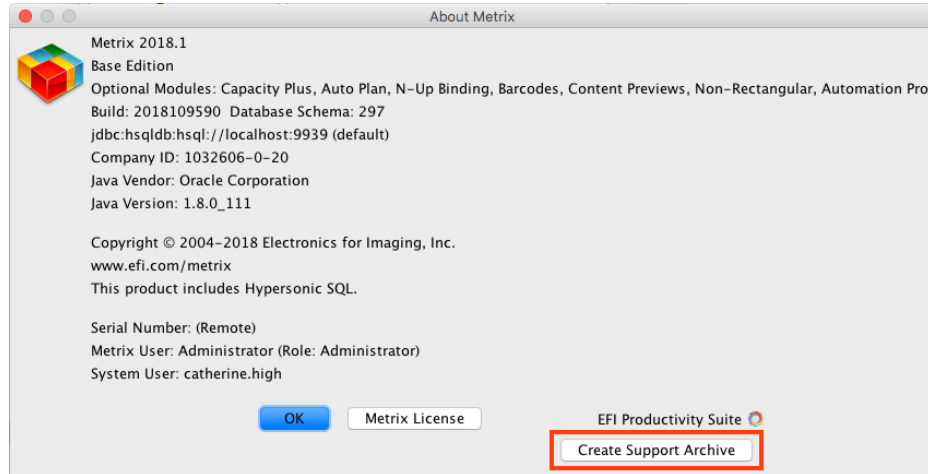


## Support Archive

Metrix now allows users to export a “support archive” that contains the open project, metrix.properties file, Metrix 2018.1.Properties file, and the database in a .zip file. This is to help Metrix Support diagnose problems without requiring users to send their entire database and can be used with any type of database.

### To export a Support Archive

1. With a project open, select **About Metrix** from the **Help** menu.
2. Click **Create Support Archive**. A message will open showing the location of the saved support archive.



**Note** The support archive is saved in the user's MetrixExports folder: /Users/(username)/MetrixExports (Mac) or C:\Users\username\MetrixExports (Windows).

**Note** Contact Metrix Support for instructions on how to submit the archive.