







Programming change for the BLACK version of the barcode reader, this one is from IDTECH, if you have a different scanner, then another command list will need to be generated. This is for PrintSmith Vision only.

Perform these steps in order, waiting for the beep/sound to complete before proceeding to the next step.

Step	Cmd	Barcode
1.	Program:	
2.	Prefix Characters:	
3.	/0:	
4.	/B:	
5.	Finish:	
6.	Exit:	

Scanner is now reader for use.