



**Optimize** your performance.  
**Maximize** your investment.



# Unleash the full power of your EFI Nozomi printer

Optimize the operational efficiency and total cost of ownership of your EFI™ Nozomi printing system with EFIInsight™ cloud-based data collection, analytics, reporting, diagnostics, proactive maintenance, and process control tools. Get the insights you need to understand the economics of your production and the tools to maximize your inkjet printer investment.

EFIInsight is a powerful, cloud-based service platform designed to help you track and analyze the key performance indicators that truly matter to your operation. With real-time data collected directly from the printer, the platform provides rich, reliable insights essential for improving production efficiency and maximizing overall system performance.



# Turn data into actionable insights

Turn the rich data from your EFI Nozomi printer into brilliant business decisions with EFInsight cloud-based intelligence and online support:

- Monitor print jobs and equipment operation to take control of the parameters that influence production line performance
  - Control costs with accurate, detailed, and comprehensive calculations of all printing variables – from ink usage to energy consumption
  - Maximize your inkjet investment by optimizing uptime and resource utilization
  - Eliminate manual data handling to improve accuracy
  - Develop your digital print business and improve your production workflow
- 

Seamlessly integrates with your existing infrastructure:

- Standard REST API enables automatic data sharing
  - Easily integrates with MIS, ERP, or other management platforms
- 

Continuously evolving:

- New features and functional modules are regularly added
  - You benefit from ongoing innovation—no major upgrades required
-



# EFinSight modules

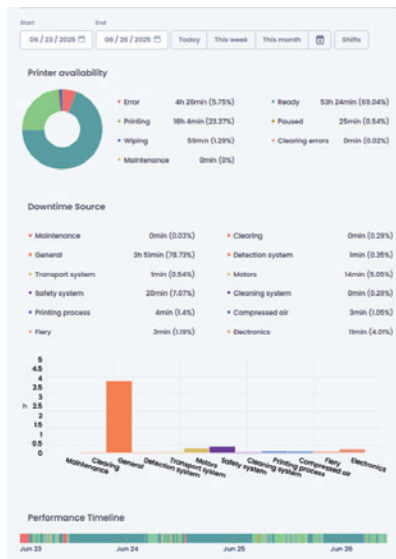
## Always included



### Productivity

The productivity module dashboards provide key production and performance data by shift, day, week, month, or a custom date range.

The data summarized and displayed include the number of copies printed as well as the average for the same time, total square meters/feet printed and averages, ink consumption, and the most used media size.



### Performance

The performance module dashboards display printer availability and downtime sources that can be filtered by day, week, month, or a custom date range.

A pie chart shows total printing time and downtime due to setup, pauses, errors, and wiping. You can also see the causes of the downtime and a list of alarms with a more specific view of the events that have affected the availability of the printer.

The last dashboard in this module provides job production details like the job queue list in the printer's user interface.

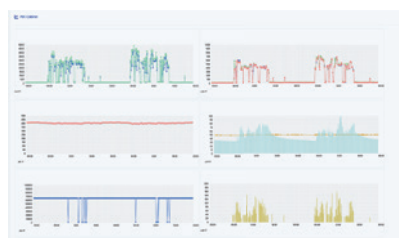
# Included with standard maintenance packages



## Maintenance

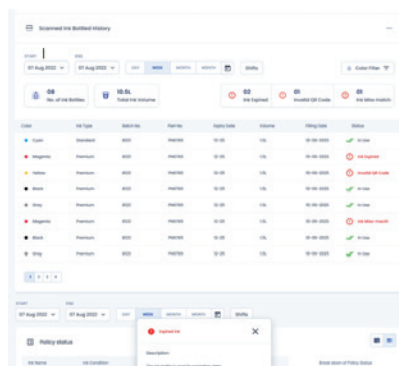
The maintenance module is a powerful tool for scheduling and tracking routine and periodic printer maintenance tasks.

Tasks can be scheduled and completed by your operators or an EFI service team member as part of a maintenance plan. It shows task details and required documentation as well as the status or progress of each task.



## Remote diagnostics

In the diagnostics module, essential printing system parameters are monitored. With the extensive range of data that is monitored, remote diagnostics can be performed without a direct connection to the printer, helping improve preventive maintenance and technical support.



## Ink management

The ink management module is used to automatically track ink used in the printer and ensure the correct inks are being refilled in the tanks. It provides ink status or irregularities as well as information about each of the scanned ink containers, including color, batch and part number, expiration date, and refill date.

Before refilling an ink tank, the printer operator scans the QR code on the Genuine EFI Ink container, using the reader built into the printer. The data from that scan flows into EFInsight, eliminating the need to manually enter the data.



## Business intelligence

This module provides detailed comparative analytics on production volumes, equipment usage time, and ink consumption across different printing devices. You can easily visualize and compare these key performance indicators over time, between various printers, or against industry benchmarks based on similar equipment installed in the market. The module supports informed decision-making by highlighting deviations, identifying underperforming units, and revealing optimization opportunities through interactive dashboards and customizable views.

# Data and intelligence to **support** your operation



## Reports and Dashboards

Access critical data trends and reporting to enable your teams to work more efficiently:

- At-a-glance data – productivity and consumption values, evolution of key indicators over time
- Main system variables summarized for convenience
- Simplified overview of equipment status and performance
- Intuitive dashboards and clear reports for easy monitoring of usage, productivity, and error events
- All reports available for export, enabling seamless data sharing and further analysis



## OEE and Productivity

Leverage real-time data analytics to optimize production with intelligent machine monitoring – reduce downtime, minimize waste, and achieve remarkable operational efficiency:

- Get details on all the activity around the equipment
- Understand preparation times, idle time, productivity, reasons for stop, and productivity by job type, shift, and operator, so they can be addressed and optimized



## Technical Monitoring and Remote Diagnostics

Track key performance indicators with precision, using direct industrial data from the printer. Identify bottlenecks and enable service teams to help you improve productivity and quality. The platform supports proactive maintenance service with advanced monitoring systems and real-time error tracking, helping to reduce downtime through early detection and diagnosis:

- Continuous monitoring of system variables and alarms
- Smart analytics to support fault prevention and faster troubleshooting



### Job Economics

Get greater visibility into your business to drive informed decisions for higher growth and profitability:

- Get the actual costs of your individual jobs and production periods
  - Develop accurate job pricing scenarios and forecasts
  - Compare job costs with other printing alternatives
- 



### Maintenance

Reduce downtime with proactive maintenance scheduling:

- Maintenance scheduler and tracking embedded
  - Maintenance plans and instructions
  - Dynamic maintenance recommendation based on smart analytics
- 



### Quality Assurance

Keep control over the key aspects of production output quality:

- Tracking of quality related actions, such as printhead nozzle health and color uniformity metrics
  - Powered by inspection, output quality monitoring
  - Maximize output consistency and reduce waste
- 



### Ink Monitoring and Traceability

Track ink levels by color and maintain complete traceability of every bottle used, enabling better resource management, minimizing waste, and improving overall stock control.

---



### Performance Benchmarking

Gain valuable perspective by comparing your production, printer usage, and ink consumption across time, between devices, or against industry averages. Identify opportunities for improvement, set realistic targets, and make smarter decisions backed by real-world data and benchmarks.

## Let's be brilliant. Together.

We understand you want breakthrough technologies to lead you through your digital journey. That's why we're passionate about driving your business growth with a scalable portfolio of products, solutions, services, support, and world-class partnerships for the manufacturing of packaging, sign and display graphics, and textiles with a wide range of printers, inks, and software. Our unwavering commitment is to increase your profits, cut costs, improve productivity, and optimize efficiency — job after job, year after year. We're obsessed with your success. And we definitely believe we have the right people, technology and experience to help your business achieve its goals. Visit [www.efi.com](http://www.efi.com) or send an email to [info@efi.com](mailto:info@efi.com) for more information.



Nothing herein should be construed as a warranty in addition to the express warranty statement provided with EFI products and services.

BDR, Cretachrom, Cretaprint, the Cretaprint logo, Cretaprinter, Cretaroller, Divisional Graphics, Distancing Graphics, EFI, the EFI logo, Electronics For Imaging, EFIInsight, FabriVU, Fast-4, Inèdit, Inkintensity, Inkware, neoCatalog, neoStampa, neoTextil, PressVu, ProGraphics, Reggiani AQUA Prime, Reggiani AQUA Plus, Rialco, Riaplas, SDC, SafeGuard Graphics, UltraDrop, UltraPress, UltraTex, UltraVu, UV Series 50, VUTEk, and the VUTEk logo are trademarks or registered trademarks of Electronics For Imaging, Inc. and/or its wholly owned subsidiaries in the U.S. and/or certain other countries.

All other terms and product names may be trademarks or registered trademarks of their respective owners and are hereby acknowledged.

The information in this publication is covered under Legal Notices for this product.

© 2025 ELECTRONICS FOR IMAGING, INC. ALL RIGHTS RESERVED. | [WWW.EFI.COM](http://WWW.EFI.COM)

AC\_120\_06\_25\_US